

# Kinma

Kinma Newsletter Week 7, Friday September 6<sup>th</sup>, 2013

## TINKERING

WOW! A **HUGE** thank you to the families who came and spent time at school last week for our Tinkering day. We had 16 parents here all helping our children, offering amazing activities where there was something for everyone.

At the children's request we'll be having a Tinkering Day each term so watch this space for future dates!

## WHAT'S ON

10.09.12 & 12.09.13	Inductions for Transitioning Preschool parents
12.09.13	11.30am – 2pm Progressive Lunch
20.09.13	Last day term 3
09.10.13	First day term 4
02.11.13	Auction Night
18.12.13	Last day term 4

## PROGRESSIVE LUNCH – Thursday 12<sup>th</sup> September

Join us for our Progressive Lunch this Thursday where all are welcome (Preschool and Primary). Children will be making lunch, starting at Preschool at 11.30 and moving down to Primary. Cost: \$10 per head.



# Admin

## **SCHOOL FEES**

Unpaid fees are now overdue. We only have 2 weeks left of this term, please settle all outstanding fees by the end of this week.

## **HATS**

As the weather is now warming up kids need to bring their own hats with them. Sharing hats is not a good idea – it allows those beautiful lice to visit many families. Kids without hats will not be allowed to play outside.

## **NSW Department of Education and Care Services**

Just letting everyone know that an inspector from the Department is coming out on the 10<sup>th</sup> September to do a ratings and assessment visit at the Preschool. These visits occur every 3 years. The inspector's name is Jacky just in case you bump into her. Please make her feel welcome.

*Carin, Celeine, Claire and Julie*

# Board – Community Liaison

I can't remember a Kinma Bush Dance when the weather was so beautiful, and the evening so mild and conducive for serious bushdancing! If you were there this past Saturday night, you know what I mean. It began with a thumping, heel-kicking *boom*, with groups two and three performing their dance for all and sundry before the sun even set. The Kinma Dads kept the enthusiasm going all night, not to mention the mums at the microphone! Dusk turned to night and the bonfire warmed all the little boys who were VERY ENTHUSIASTIC about throwing in sticks...and the merriment continued as dinner was ready. A night of dancing, food, and community.

It was so nice to catch up with other parents, greet those I hadn't connected with for a while, and just relax while my kids danced and ate and ran around (and I'm not counting the half hour tantrum about the forgotten torches—I've blocked that from my memory. Almost).

It was an event of such fun and entertainment that it's easy to overlook all the hard work that went into it. I'm sure we've thanked the helpers and organizers a thousand times already (but thanks again especially to Julie Cowell for organizing, and Mel Grey and all the others who set up)... Let's not forget to thank those who stayed behind to clean up!

The thing about being a community school is that the magic comes from the community. And that means helping, lending a hand, being available when you can to make fun things happen, and cleaning up afterwards.

The night ran so smoothly because behind the busy scenes, mums and dads were whirring around making food, setting out decorations, and washing up dishes.

The school Auction night is fast approaching and I want to encourage all of you to find a way to contribute. Many hands make light work! Even just by staying after the auction to wash dishes. Or coming a bit early to set up. Making a donation or three, or asking Lisa Graaug if there is a specific task that needs doing.

*Michelle Dixon*

Michelle and Mel Grieve are  
Community Liaison Officers



## Kinma Board Member Contact Details

**Pam Webster**, Chairperson

T: 9451 9669

E: [pamwebs@gmail.com](mailto:pamwebs@gmail.com)

**Nick Georges**, Deputy Chair

T: 0412 106 633

E: [ngeorges@infomedia.com.au](mailto:ngeorges@infomedia.com.au)

**John Broadbent**, E+M

T: 0417 645 536

E: [john@paradigmforexcellence.com.au](mailto:john@paradigmforexcellence.com.au)

**Stephen Cole**, Treasurer

T: 0432 032 343

E: [stephen.cole1910@gmail.com](mailto:stephen.cole1910@gmail.com)

**Michelle Dixon**,

Education Committee and  
Community Liaison

T: 0425 225 058

E: [michelle.dixon1@me.com](mailto:michelle.dixon1@me.com)

**Peter Ferguson**,

Governance Support

T: 0405 186 404

E: [peter.ferguson0@gmail.com](mailto:peter.ferguson0@gmail.com)

**Lisa Graaug**, Fundraising

T: 0409 924 630

E: [lisa@yogainstitute.com.au](mailto:lisa@yogainstitute.com.au)

**Melanie Grieve**,

Education Committee and  
Community Liaison

T: 0405 088 491

E: [melaniegrieve@hotmail.com](mailto:melaniegrieve@hotmail.com)

**Virginia Neighbour**,

Community Rep & Governance

T: 9880 2492

E: [ginny.neighbour@gmail.com](mailto:ginny.neighbour@gmail.com)

**Bea Pierce**, Marketing

T: 0418 403 190

E: [ninianlif@gmail.com](mailto:ninianlif@gmail.com)

# Preschool News

We had the Parent Information Afternoon on Tuesday last week. We talked about how language and literacy naturally emerge at the Preschool. In practice, this happens in an holistic way. For the purpose of guiding the discussion we used six main headings. Here is a summary of the presentation for those parents who were unable to stay.

## 1. Language ability and vocabulary

Oral language rich environment

*Talking and listening*



*Conversation/asking questions/discussion*

*Providing a good role model*

*Giving back correct grammatical form*

*e.g. buyed/bought*

*quicklier/quickly*

*Lots of play – dramatic play*

## 2. Written word and print motivation

Engender and foster an interest in and love of the printed word.

*Look at print everywhere – in books, newspapers and magazines, on lists on side of boxes, signing in sheet*



*Interact with adults and other children in texts that are relevant and meaningful e.g. recipes/bush walk list*

*Use child's name, names of other family members, pets and other relevant words e.g. on paintings and drawings, locker, signing in sheet "is ....here today?"*

*Demonstrate reading and writing*

## 3. Awareness of written and print words

How it all works (changes in different scripts):



*Top to bottom*

*Front to back*

*Left to right orientation*

*Letters make up words*

*Spaces between words*

*Pointing to words in a book - jumping over spaces between words/track using left to right orientation*

*Access to clipboards, writing pads, pens and other writing and drawing implements etc – for use during socio – dramatic play – tickets and posters for a show, shopping lists, menus etc*

**4. Narrative skills**

Listens to stories – read and told

Can understand stories

Familiar with sequences

Can relate and retell stories

Dramatic play

*Children have free access to books and other print throughout the day*

*Children choose the books they use*

*Children are regularly taken to the library by the Primary School.*

*Books with repetition and rhyme are very popular*

*e.g. Handa’s surprise*

*Are you my mother?*

*I know an old lady who swallowed a fly*

*Dr Seuss – Cat in a hat*

*When reading a story, we discuss the pictures, characters and storyline and events*

*Children are encouraged to use their imagination “What do you think is going to happen next?”*

*Ethical questions “What do you think ....should do/could have done/what would you do?”*



**5. Letter knowledge**

Familiarise children with letter shapes and descriptions

*All letters are different from each other – visually, and in the sound they represent.*

*Opportunities to physically explore letter shapes*

*All letters have names*

*All letters represent a sound*

*Letter patterns - oo*



**6. Phonological awareness**

Sounds

*Initial and inside words*

*Rhymes and songs*

*Silly words – milk, nilk, pilk etc*

*Syllables – rabb – it*

*Alliteration*

Pre reading and writing skills

*“What children know about communication, verbal and non-verbal before they can actually read and write”*



Who is that guitar playing minstrel wandering around the Preschool?



It's Holly, come to lead the children in song.....



music making.....



.....and dance



Thanks Holly!

*From Ben, Christine, Kay, Lizzie and Pat*

# Group 1



Big thanks to Matt (Hunters dad) for all his help in showing the kids how to dismantle a boat engine.



Reading a very funny story about a dancing bear to the children.



Making sense using maths...



Tinkering day was a most pleasant affair and all reports were happy and positive. We had a surprise visitor in woodwork who kept us entertained as we tinkered away. Thanks to Toby's Dad Tom who brought his carpentry skills to share with the children. Also thanks goes to Kristina (Natalie's mum), Holly (Hunters mum) and Renée (Felix's mum) for all their help in tinkering.



In literacy we have been writing up the procedure for making Play-Doh, whilst Andy's group have been concentrating on handwriting through creative stories. In maths we have been measuring using our feet and finding out that we all have very different sized feet!

Our week has been full of songs, stories and numbers and with just 2 weeks left, we are packing it in.

In science we have been building our ants to best represent the head, thorax and abdomen. The result was a mixture between science and post modern art!

Don't forget next Thursday is our progressive lunch where the children will be serving the parents. For just \$10 you can dine in style and the children can serve you hand and foot!

Till next week

*Bea and Andy :)*

# Group 2

The children at Kinma filled out reflections at the end of the tinkering day. Here are the results for group two as of Wednesday afternoon ... three more children are still to complete.



**Sky** ... Cooking ... it was cool picking the spinach from our school garden, the dough felt weird because it stuck to my hands... the gozleme was nice to eat ... and the henna I'd like to do it every single day! .... we should do the whole day again next term

**Damascin** ... I really liked the clay world, I felt free there....I wanted to go to cooking but too many people came to my pod making sand babies so I had to teach them .... and I would like to try out lots of pods but I was running 2 of them so I didn't get to try many ...

**Mia**... In clay world I made a sad man... the soul representation of a black man whose children were taken from him

**Charlie B**... the balloon people were sandy... henna was awesome ... soccer was tiring and the gozleme was amazing

**Alrik** ... woodwork I like working with wood to build a house and a man and I liked how my walking stick was smooth... I built a fort in the sandpit ...I enjoyed the sand babies because they are squishy ... I liked to see the henna and the shapes in it.

**Hannah** ... The henna was pretty... the sand creatures were cute...soccer was fun... clay was hard and squashy ... cooking with my mum was hard (not because it was my mum .... making the gozlemes)... I loved the daybecause there was lots of things

**Owen**... Soccer was fun because I was on a team with Will for once. I stayed defender... In basketball I played piggy in the middle I didn't get the ball a lot! In cooking we made a gozleme, it was tasty... I got bored at the end. next time I'd like a running pod or parkour.

**Kade** ... Making instruments was amazing... Sky and freya and me made lots of different instruments...Cooking was amazing and delicious... clay worlds was very fun because I got to make my favourite animal, an elephant! I made 23 sand babies with Sky. After that somehow 20of them got taken and we had 3 left. I loved the henna designs by Katerina and Kate.





**Freya...** I liked playing together with Kade, Sky, Charlie. We went to henna, music, clay and sand babies. I can't explain because it was just fun.

**Sage ...** I made a wonderful pot in clay world... making instruments was fun and interesting ... I felt excited to be a teacher for the sand babies. it was very busy and everyone loved it! Drawing with magnifying glasses was difficult and great. My favourite was the henna designs. It was a wonderful day.

**Laila ...** I liked that you can shape the clay in the clay world.... I liked the sculpture pod but I can't say why , I just did... I liked soccer because I like running... I liked the sand babies and I liked the red one.

**Giacomo...** Soccer was fun because we played piggy in the middle... In basketball we were throwing hoops... We built so many sand babies only 5 survived... Drawing with magnifying glasses (with my dad) was super amazing... I thought the day was great.



We are all so grateful for the parents input and that of all the teachers.... and can't wait for next term's!

Written by the children of group 2.


*juli, Suz and Kate*



# Group 3

Group 3 return to school this week full of smiles and happy memories from our camp to the Blue Mountains.

We would like to say a massive THANK YOU to Mel Grieve (Zac's Mum) and David (Alex's Dad) for coming along and sharing in our special time together – we couldn't have done it without you! And of course, our bus driver extraordinaire – John Ivanov, a great tour guide and full of lots of local area knowledge that he happily imparted to us all!!

We'll start with some photos for you to peruse through, and then move onto comments from the children about their highlights and things of interest to them.





And that brings us to the end of the photos! Here's the children's thoughts:

**Ben:** Camp was an amazing experience. It was nice to get out of the city. I liked Scenic World, especially the Skyway because you could see really far down into the Valley.

**Hunter:** We went on the Railway at Scenic World. It is the steepest railway IN THE WORLD! When you sit on the seats, you are able to change the setting depending your comfort level; the 'original' setting goes down the mountain at 52°, or you can set it to 'cliffhanger', which was 64°, or you could have 'laid-back' which was 44°. I went down on the cliffhanger setting.

**Zac:** I liked the visit to the Jenolan Caves. It was very scary because we had to go down this ladder that was very high and steep. The tour guide also joked about another ladder called the 'King's Ladder' and that earlier in the day it broke and we would have jump off half way down onto a mattress!! He was joking! I really liked the columns and the shawls going down the walls and the stalagmite called 'Olympia' – it was twirly and impressive.

**Django:** I loved it when we were on our tour of the River Cave and our tour guide David turned out all the lights. It was pitch black. He did this to show us how dark it would have been if the candle went out for the discoverers of the Jenolan the caves.

**Lidia:** At the Waradah Aboriginal Centre we had an art lesson. Our teacher, Katherine, explained the paintings on the walls. Learning about the stories behind the paintings was really interesting and how they can be so different from what they seem to be.

**Isabel:** At Scenic World we went on the steepest railway in the world. At the bottom, we had to walk to the Cableway; there were so many beautiful trees and one of the vines that we walked past could support a family car!

**Alex:** The Scenic Railway was scary to start with but as it got going it got less scary. I had it on the laid back setting which went down the mountain at 44°.

**Asher:** I liked the Jenolan Caves because the lights inside the Jenolan Caves made pretty reflections against the interesting stalagmites and stalactites. When they join together in the middle they form columns!

**Zoe:** At the Waradah Aboriginal Centre we took part in a dancing performance. They asked for female participants to come up to the stage and I was keen to join them – I dragged Lidia along too! We did the dance of the emu – we plucked each other's feathers, scared away our predators and pecked on the ground.

**William:** I loved going on the tour down into the River Cave and seeing all the different types of stalactites. I also liked the Pool of Reflections. It looked like it wasn't very deep but it was up to 6m deep in places!

**Kai:** At the Jenolan Caves, we went into the River Cave and into Queen Esther's Chamber, where there were many canopies which were very pretty. A canopy is an overhang that looks like stalactites, which are formed because of a flow of water gushing over the rocks. There was also a big stalagmite in the middle of the chamber that was named after....., you got it, Queen Esther!

**Maja:** I loved visiting the Jenolan Caves. The drive down to the Caves was a bit scary – it was very windy. I was glad when we reached the bottom. From the outside, the caves didn't look that impressive but when we were inside, they were so detailed and beautiful. I loved looking at the Pool or Reflection; the water was so clear you could see the ceiling in the pool.

**Jazz:** I really liked the River in the Jenolan Caves – it wasn't like a river overland that flows fast, this one moved very, very slowly – so slow in fact, you couldn't actually see it moving! I sampled the water, it was so pure but not as cold as I expected. I learnt that the stalactites grow from the roof – downwards, and stalagmites grow from the ground – upwards.

**Clancy:** At Scenic World, we took a trip across the valley on the Skyway. We all stood on the glass floor and I really enjoyed it when the floor disappeared (don't worry, the floor was still there, we could just see through it!) Due to it being really windy, the Skyway swung a little bit and the windows were open, so it felt cold and incredibly windy. When it stopped, there was a jolt as it reached the other side.

**Daniel:** I really liked they Jenolan Caves, they were pretty cool. The 'shawls' were especially interesting, some with many colours in them. One particular one was formed by water dripping down a copper wire that was placed deliberately to guide the shawl away from the path that tourists walk along.

Have a relaxing and restful week everyone!

Love from,

*Michelle, Suz, Elliott and Group 3 XXX*

# Tinkering

There are no words to describe what has taken place here this week in our tinkering day. The words will only be descriptions and what took place was a fused flow of energy; child to child, child to activity, activity within child, environment with child and adult, both of them in the environment - many forms of environment, adult with child, adult learning from child, child learning / teaching with adults and other children.

So please note that what you read is a description of the physical offerings in pods today and for the rest, you really will need to join us next time!

Michelle made gozleme in the kitchen with 3 different sets of children

Renee started quietly with children in the library pod

Kate conducted two different soccer clinics, including trainings, warm ups and mini games

Adriana, Charlotte, Sebastian and Peter started a free form sculpture with chicken wire and children came and went throughout the day adding their ideas

Andy and Tom conducted a woodwork pod for most of the day and supported drilling, hammering, sawing, filing ..... and beyond to construct creations only our Kinma kids could conceive

Katerina gave henna tattoos to a host of children and had then curious to make their own

Holly and Anne worked with the children to make a host of different musical instruments

Sage, Damascian and Autumn conducted a sand creature pod in the sandpit which nearly half the school visited - look for the products in your children's pockets ... Renee added ideas to her teachers beginnings!

Elliott played basketball with those who came and went

*a break for lunch ....*

Thanks to Renee, Matt and Holly for sausage sizzle snack attack followed by fruit kebabs

*Back into it for the afternoon*

Michael supported a whole flotilla of children to burn their art from the sun into wood

Tash, Hal sat patiently as children (and some adults ... Sally and Paul included) came, made, left and returned to watch a clay world build up of their shared efforts

Matt and Andy supported the children to dismantle a boat engine

and Holly and Krisztina who were flexible with their offerings and joined in the children's worlds

and Bea took 750 photos - of which she has chosen ten to include in this newsletter

Thanks to all of you ... for being part of a first at Kinma and giving our/ your children an awesome day .... and soon to be repeated.

*Andy, Suz, Kate, Elliott and Juli g*



# Movie Night

Groups 1 and 2 shared a delightful movie afternoon last week to watch 'Over The Hedge'.

Huge thanks to those parents who sent along delicious fruits which other wonderful parents sliced and chopped for the children to eat.

We had a play in the Old Pre-school and headed up at 3.30 for part one of our screening. We settled in sleeping bags and pillows and curled up together to watch.

Sally captured us 'watching' so you can see our rapt attention.

Thanks to Krisztina, Bea, Sasha for providing and cooking 35 bags of popcorn!!

It was so lovely to have so many parents sharing in as well as siblings from the pre-school.

Thanks again to all who helped...

*Kinma Staff*



# The Day I Stopped Saying 'Hurry Up'

*Dear Families of Kinma*

A delightful article in the Huffington Post was sent to me recently and very slowly ,

I type ,

a gentle message .....

The Day I Stopped Saying 'Hurry Up'

[http://www.huffingtonpost.com/rachel-macy-stafford/the-day-i-stopped-saying-hurry-up\\_b\\_3624798.html](http://www.huffingtonpost.com/rachel-macy-stafford/the-day-i-stopped-saying-hurry-up_b_3624798.html)

If any of us, me included, can slow down an infinitesimal jot as a result of this, it has been worthwhile sharing it.

If you have 'time' to 'make time' , have a read and come share your thoughts sometime on the Primary basketball court or in the kitchen, up at playgroup on a Monday or round the parents sort of chairs in the Pre-school.

Hugs to all

*jg*



# Auction

## AUCTION HAMPERS

Our **Auction 2013** preparation continues...

### AUCTION HAMPERS:

**We would like to fill and have ready for the Auction x 3 hampers –**

In each Primary Group room there are **AUCTION HAMPER BOXES** (labelled and placed near teachers desks).

We are on a quest for donations that can be used to fill **AUCTION hampers** –Our AIM is for an abundance of gourmet goodies and surprises...

Items that maybe donated can include anything from a bottle of wine, a yummy box of chocolates, homemade preserves, a dvd, a cookbook, toiletries, vouchers- the list goes on – What would you love in a hamper? The validity of the donation needs to be beyond November as this is when we'll be drawing the prizes- AUCTION night

Please let me know if you would like to get involved in contributing to your group Hamper - we also need baskets!

I look forward to any questions and a flow of hamper goodies.

Your support is appreciated

Many thanks,

Lisa Graaug

[lisa@yogainstitute.com.au](mailto:lisa@yogainstitute.com.au)

mobile :0409 924630

(Parent to Lidia,Giacomo and Alessandro)



*Not long until we start the celebrations.*

Have you bought your tickets? Cost is \$40/person.

Make sure you ring or see Julie Carr and buy your tickets for the Celebration of your life.

We have got quite a night planned out for you.....



# Bush Dance

If your toe wasn't tapping your hands were a clapping. Kinma grounds were rockin' with the sweet and Soulful sounds of the Distant Sons, Holly's fiddle and Yee Haw's all around.

I would like to shout out to those who made this happen.

Hayley for pounding out damper for 3 hrs, Mia rescuing rice and Mel Gray for saving the kitchen.

To the vibrant and spectacular Sally Guthrie, who MC the whole night and made us shake our boots.

To Holly who fiddled her way into our hearts.

Mona Vale Music supplied the night with lighting and sound.

And to the Distant Sons, what can I say...we are your biggest fans.

It only takes a few people to make nights like this happen...but it takes all of us to make it spectacular.

So Thank You for swinging those hips around.

Much Love

*Julie*

*(Jazz and Marli's mum)*



# Snack Attack



## ROSTER TERM 3

**Sept 11:** Rachel and Renee B

**Sept 18:** Helena, Linda, Rosie and River

# Extra News

Classes designed for babies from birth to 13 months

## Baby Sensory

AWARD WINNING BABY DEVELOPMENT CLASSES

Babies have an extraordinary capacity to absorb information in their first year and at **Baby Sensory** we don't waste a single moment.



Baby Signing • Puppet Shows • Massage  
Movement & Bonding • Fibre Optic Light Shows  
Water Play • Music and so much more!



Visit our website for information on your nearest class  
[www.babysensory.com.au](http://www.babysensory.com.au) or call Gemma on 0423 919 416

**FREE**

**FLOWER POWER**

**KID'S GARDENING CLASSES**

POT YOUR OWN SEEDLING TO TAKE HOME THESE SCHOOL HOLIDAYS !

**11am Weekdays**

Mon 23 Sept – Fri 27 Sept  
 Mon 30 Sept – Fri 4 Oct

kids under 5 must have an adult helper.

# Northern Beaches



## SUPPORT GROUP

A problem shared is a problem halved

So come share your ADHD-related problems ...



The Northern Beaches ADHD Support Group is a new voluntary group offering support for parents of children or teenagers with ADHD via regular meetings.

The group is run by parents and aims to provide a supportive environment to discuss and learn more about ADHD and its co-morbid conditions in order to best help parents and kids alike.

### SPECIAL GUEST SPEAKER

#### DR CAROLINE STEVENSON

#### **"The Impact of ADHD on the Family"**

Dr Caroline Stevenson B.Sc (Hons), M.Psych, PhD is a Clinical Psychologist who trained at the University of Sydney. She is a registered psychologist and Member of the Clinical College of the Australian Psychological Society. In 1999, she completed a PhD on the management of ADHD in adults. Since 2000, Caroline has worked in private practice helping individuals and families with the challenges associated with having ADHD and learning difficulties. In addition, Caroline works at Macquarie University as a Clinical Supervisor on the Master of Clinical Psychology Program.

#### **\*\*\*\*\* PLEASE NOTE VENUE CHANGE \*\*\*\*\***

**NOW AT: Newport Community Centre Main Hall  
11-13 The Boulevard, Newport 2106**

Next Meeting: **Monday 9 September 2013** Time: **7.00-8.30pm**

A \$2 donation would be appreciated to help cover costs

Please RSVP on our website or Facebook page using Eventbrite

Email: [nbadhdsupportgroup@hotmail.com](mailto:nbadhdsupportgroup@hotmail.com)

Website: [www.northernbeachesadhdsupportgroup.com.au](http://www.northernbeachesadhdsupportgroup.com.au)

Facebook: <https://www.facebook.com/BeachesADHDSupport>

Eventbrite: <http://www.eventbrite.com/org/4222746751>