

Term Dates:

Term 3: Wed 26 July - Fri 22 Sep

Term 4: Tues 10 Oct - Fri 15 Dec

Term 3		
Date	Time	What's On
Week 8		
12/09/17	8.30am - 9.30am, Hall	Photographic Display – a celebration of our students
13/09/17	Lunch, Preschool and Primary	Snack Attack *Helpers needed
14/09/17	Violin in Primary last day	Violin in Library
Week 9		
18/09/17	3.15pm, Hall	Parent Enrichment Forum – Literacy – for Preschool and Primary parents
20/09/17	Lunch, Preschool and Primary	Snack Attack *Helpers needed
20/09/17	7pm, Admin Meeting Room	Board Meeting
22/09/17		Last Day Term 3
Term 4		
10/10/17	9am	First day Term 4
26/10/17	9.30am, Hall	Open Morning for interested families
04/11/17	TBA	Kinma Auction Fundraising Night
12/11/17	Preschool and Primary	Kinma Care Day
05/12/17	9.00 – 10.30am Primary	Kids Christmas Market – all welcome
09/12/17	4pm, Hall	Gratitude Celebration
15/12/17		Last day T4
Dates for 2018		
31/01/18	9am	First day Term 1
13/04/18		Term 1 finishes
02/05/18	9am	First day Term 2
06/07/18		Term 2 finishes
01/08/18	9am	First day Term 3
28/09/18		Term 3 finishes
16/10/18	9am	First day Term 4
14/12/18		Term 4 finishes

A very big *Thank You!* From Amy and Andy to all Kinma families for your support and excitement.

We are very humbled by all your gifts, hand-me-downs and general enthusiasm. We are anxious to meet our new family member and look forward to introducing them to our wonderful community.





KINMA STUDENTS PHOTO EXHIBITION



CELEBRATION OF FACES

We would love to invite everyone in Preschool and Primary to come along to the hall:

8.30-9.45am, Tuesday 12th September

We have an exciting display of all the children's photos as taken by our lovely photographer Kath.

We will put the kettle on and have some breakfast to share. Bring a plate too if you feel the desire.

You will be able to order individual and group photos. Payment will be by credit card or cash on the day.

Any questions or considerations please contact Claire or Julie in Admin.



Board

Fundraising



With our annual fundraising initiative approaching (Saturday November 4) we are in need to some extra hands to make the night fly.

No matter your skill set we would love to have you involved.

Send me an email to: stevengarrydixon@me.com

Thanks

Steve Dixon

Board Member – Fundraising
(Dad to Sage and Amos)

Admin

Can you help us?

There's a growing number of lost clothing items. Does anyone have half an hour or so to display them on the big table in front of the Primary kitchen for easier viewing, and make a sign?

Who likes to sharpen pencils? We have an electric pencil sharpener if there are any volunteers?



Check in with Julie or Claire if you can help.

Photos

It's been wonderful to watch our photographer Kath's amazing eye with your children these past 2 weeks, making them feel comfortable and at ease – lots of happy moments captured.

Come and join us in the hall on Tuesday 12th September, from 8.30-9.30am, where you can see the exhibition and order copies of your photos.

The beauty and tranquility of such a simple thing as tinkering

Thank you to the children, parents and teachers for making such good energy yesterday!



Sunshine, collaboration, natural, enthusiastic



Intricate, relationship, nurturing, learning



Joy, new friendships, groups all merging



Mateship, close and concentrating



While Andy is away Siera comes out to play ... on the woodwork deck !!

Have a relaxing week end.

Julie, Carin and Claire

Kinma News Term 3 Week 7

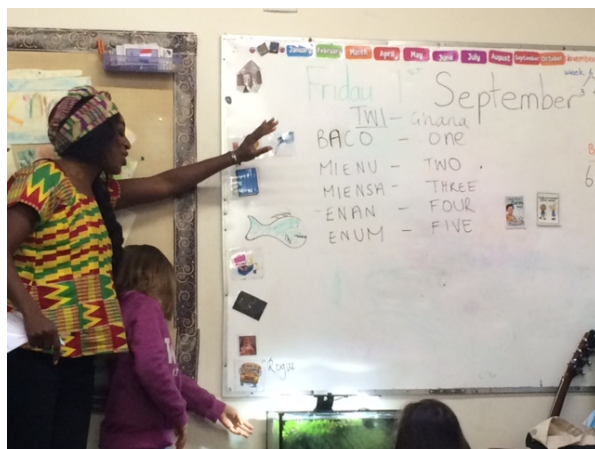
Tel: 9450 0738 Admin | 9486 3018 Preschool | Email claire@kinma.nsw.edu.au Julie:admin@kinma.nsw.edu.au

Group 1

We have been exploring the lands of West Africa in group 1 and have been lucky enough to have Evie's Mum Jemima in to talk to the kids about Ghana.



It was a morning to remember and I'm sure will be talked about for many years to come. Jemima came dressed in some beautiful




traditional 'Kente' style clothing that was bursting with colour and different patterns. We quickly located Ghana in West Africa and talked about some of the animals that live there. Before long we found out the language spoken was called 'Twi' and Jemima taught them the numbers 1 to 5. This came in very handy when we played 'Whats the time Mr. Wolf!



We headed up to the library to watch a short clip about school life and general life in Ghana. This is where we learnt that Ghana is the second largest producer of cocoa. When Jemima told the children that we would be making our own hot chocolate with chocolate and cocoa, she instantly became the greatest teacher that ever lived! They helped to measure out the ingredients and eagerly



waited for the tasty beverage to brew.



We have also been exploring some traditional weaving using our artworks as our Kente cloth. The children designed a colourful pattern as seen below....



Then painted different coloured paper with a uniform line...



And by cutting and weaving them together....



We took a look at the significance of different flags as we jumped in our plane for a bit of imaginary play and travelled to Cambodia and Guatemala. Along the way we looked at the different flags, including Australia, and had a good chat about why each country chose each colour or design and what it meant to them. Using this as our spring board we made a list of all things Kinma and talked about ways to represent the different suggestions. Many used colours such as green and blue to represent the bush and the creek.




Some of the songs we have been singing lately


<https://www.youtube.com/watch?v=Qc4D42hn-Ww> Jack Johnson Bubbly Toes

<https://www.youtube.com/watch?v=5fjeAVBysBk> Kaleo - Automobile (we have changed some words)

In literacy Andy's group has been busy starting up a collaborative pizza, fish and chip shop. What a way to get our young writers writing signs, menus and brochures!



This week Etienne took sharing to another level and prepared a presentation about some 400 year old weapons used in the battle of Hastings. Ettie stood tall as he talked about life all those years ago and fielded many questions such as "Who was the first guy to make those?"



Kimberley and Kate have been facilitating the children to write letters back to our pen pal Dara in Cambodia.

20/8/17

Dear Kinma kids,

Thank you for your letter. You ask many interesting questions.

I am 8 years old and my school is called Tek Thlar Primary School. I walk to school, but sometimes my parents drive me and my brother and sister all together on the scooter. I use to go get water from a family who lives next door to school and some of my friends would bring water to school from their homes. Since the renovations, we now get fresh water at school from taps. Before the toilets were built, we use to wee near the trees around school, and for number twos we had to go into the rice field behind school.

What are your favourite things about your school? What do you like to learn? What do you wear to school? I wear a uniform to my school. It makes me feel very special because not all the kids where I live get to go to school. I love going to school. I have lots of friends and I learn all kinds of things.

I hope to hear back from you soon,

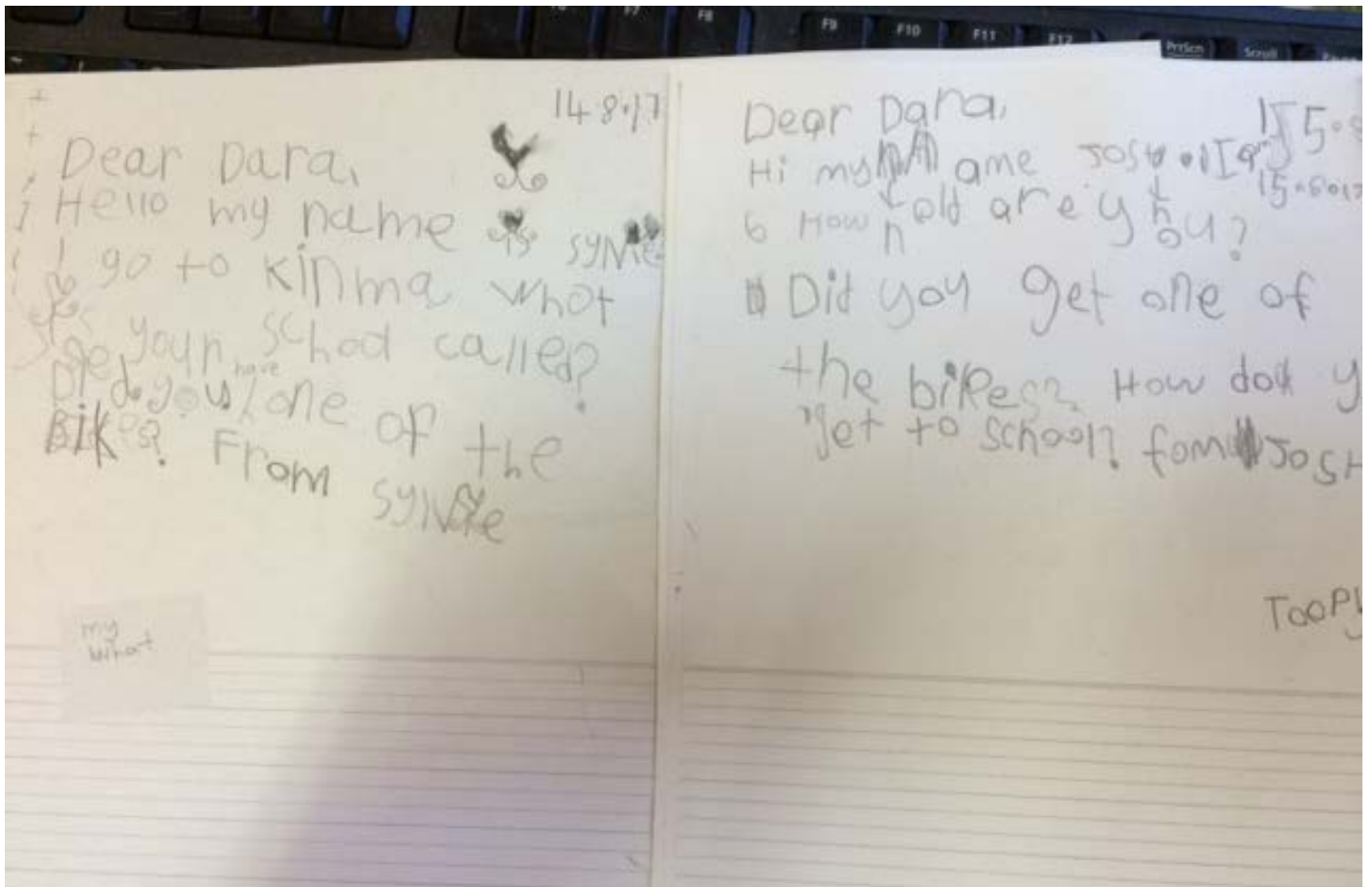
From Dara

P.s.

I put in a photo of me so you know what I look like!

That is me with the green backpack. My brother is next to me and my sister is the little one not in uniform. The other kids are my friends.





Andy, Kimberley, Kate, Ali and Group 1

Group 2

Do you have any paper towel and toilet roll cylinders, as well as small containers with lids?

Deepika is collecting these for next week's whole school activity.

They need them by Monday morning next week.

Please bring containers into Group 2.


Thanks

Group 3

The past few weeks, the Group 3 end of the school has been a bit of a construction zone. Group 3 have been constructing and learning about bridges. From suspension bridges to beam bridges, from floating bridges to human bridges, we have spanned the spectrum on the topic along a threefold path of research, design, and construction.

The work has been arduous, exhilarating, challenging to our foundational assumptions about forces in action.

First came imagined bridges. We took time to clearly picture bridges we know.



Then we set to work, committing to paper the images we held in our heads. Drawing is a great way to get ideas flowing. A voice noted that it is easy to 'abridge' (a spelling word) an image in our minds. Occasionally you find that the pieces you have on your page don't match up.

I guess that's where friends are helpful. Time to try our hand at building a bridge with our bodies.



It turns out that more human arches make a human bridge stronger. This took a few redesign attempts and collapses to figure out, a good lesson for later bridge building efforts. Flexibility is key - except when it comes to your bridge's deck and pylons where we might prefer a bit more physical fortitude.



After these initial design and thought experiments, it was finally time to get into the much anticipated brouhaha of collaborative construction.

A few highlights:

Bodhi and Fitch passionately explored bridge structure challenges under material limitations (materials were limited to a select list). All gained firsthand experience regarding the necessary number, size, and shape of pylons in proportion to the bridge deck.




Will designed a new kind of toothpick-reinforced popsicle stick truss.

Reuben, Ali and Mika executed an intricate plan for a car and wheeled traffic deck and on top of their bridge and a parallel deck below for trains. This led to the realisation that the weight of this amount of traffic on two decks requires many extra supports



Autumn and Sage discovered the powers of duct tape. They also cheerfully modified their original design realising that to make a suspension bridge, you need to have something to suspend the deck of your bridge from.





Scout, Chirag, Bella and Tiahna's group embarked on a lengthy but well-planned beam bridge building project. "I think that the pylons should be an even sized top to support the deck," mused Chirag. "The bridge will be painted white," Scout asserted, going on to eloquently summarise the group's plans. Bella and Tiahna were creative and enthusiastic throughout, diligently assembling paddlepop stick and clay sections of the structure together.

Hannah, Turiee and Kati meticulously planned their project before embarking on the task of building. Their bridge was sturdy and made of clay. Safety conscious designers that they are, they included high railings made from paddlepop sticks.



Damascin, Sky and Elly's bridge is another thing entirely. Their design changed over the course of the afternoon. It changed so much that even the original name they had for their creation needed to change. "It's a footbridge," they cautioned. You might think the reason the bridge is only for foot traffic is because it is too weak to carry cars. Not so. Observe the beauty of this bridge's graceful arch and you will know another reason. A person must take time to enjoy crossing this bridge. A single crossing would not suffice, even on foot. Linger would be essential. Believe me.





Was there any real maths involved you might ask? Well stay tuned for our next newsletter to find out... Until then, enjoy the sunshine and next time you walk, skip, drive, ride over a bridge spare a thought for the designers and construction workers!

Love Sierra, Katie, Michelle and Group 3 xxxx