



### Term Dates:

Term 4: Tues 16 Oct – Fri 14 Dec  
**2019**

Term 1: Thu 31 Jan – Fri 12 April

Term 2: Wed 1 May - Fri 5 July

Term 3: Wed 31 July – Fri 27 Sep

Term 4: Tues 15 Oct – Wed 18 Dec

## Term 4

Date	Time	What's On
<b>This weekend</b>		
11/11/18	10.00am-1.00pm	Kinma Care Day, followed by bbq lunch
<b>Next week</b>		
13/11/18	10.00am	RFS visit to Preschool
13/11/18	9.00am	Group 3 Excursion to Mona Vale Beach
14/11/18	3.15pm	Preschool Parent Information Afternoon 'Transition to school from Preschool Perspective'
15/11/18	2.00pm, in Admin	Orientation Meeting for Transitioning Preschool Parents
<b>Week 5 onwards</b>		
20/11/18	9.30 - 10.30am	Student Transitions begin
21/11/18	9.15-11am	Preschool Morning Tea – all welcome
21/11/18	Morning	Bushlink
21/11/18	Morning	Last Violin lessons
22/11/18	11.00-12.30pm	Student Transitions
27/11/18	9.30 - 10.30am	Student Transitions
27/11/18	Afternoon	Last Swimming & Surf Safe Program
29/11/18	9.30 - 10.45, 11.15 - 12.45	Tinkering *helpers needed- contact Bea
29/11/18	11.00-12.30pm	Student Transitions
01/12/18	4.00-7.00pm	Gratitude Gathering – all welcome
03/12/18	9.30am	Dental Health Presentation at Preschool – all welcome
04/12/18	9.30 - 10.30am	Student Transitions
05/12/18	9.30am	NSW Eyesight Screening at Preschool
06/12/18	9.00am-10.30am	Kids Christmas Market – all welcome
06/12/19	11.00-12.30pm	Student Transitions
07/12/18	9.30am	NSW Eyesight Screening at Preschool
12/12/18	2.15pm	Preschool End of Year Celebration
14/12/18		Farewells - Term 4 finishes

## Thank you!

Group 3 would like to say a very big thank you to all the parents who catered for Friendship Seed Day Snack Attack. They are very grateful for you catering for all of our guests, they really enjoyed the beautiful lunch.

Kinma

# CARE DAY

Sunday 11th November  
10.00am - 1.00pm



We will be working on a number of projects  
in Preschool and Primary

Please bring:

- \* gardening equipment
- \* gloves
- \* outdoor brooms
- \* spare cleaning cloths

**BBQ lunch will be provided afterwards**

## Fundraising Initiative – Physiotherapy Sessions with Stephany Lees



Dear Kinmites,

As you are aware Kinma has a fundraising project to renovate the primary kitchen.

To assist with this project and help me get the hours required to keep my physiotherapy registration I have decided to offer my time providing physiotherapy sessions to the Kinma community or anyone who might be interested (adults).

My approach is holistic and gentle. I use hands-on energetic techniques allowing release of tensions as well as the stress and emotions that are behind them. All information shared will stay confidential and I am covered by professional insurance.

Where: in the Kinma hall

When: during school hours on Tuesdays (after yoga), Thursdays and Fridays. (23/10 - 2/11)

Price: \$20 for 30min or \$35 for 1 hour. All proceeds will go to Kinma.

How to book: Contact me directly: 0404 464 842.

Feel free to ask me any questions if you require more details.

Whether you are experiencing pain, tension or just want to feel more relaxed I am here to help you!

Stephany Lees (Jonah and Elodie's mum, Group1/Preschool)

## Fundraising Initiative – Donations from organic food orders with Organic Scarecrow



Organic Scarecrow are generously donating \$5 from every order to go towards the Primary kitchen fundraiser.

To place an order jump online to their website [www.organicscarecrow.com](http://www.organicscarecrow.com)

“All orders can be placed online where they have the option to select organic fruit/veg boxes, sourdough, eggs and milk. We will have organic meat boxes available too in the coming weeks for those who eat meat.

All our produce is certified organic and locally sourced. Most our leafy greens are paddock to plate in 24hours grown for us down south in Camden and Picton.

All orders will be packed and delivered to Kinma on a Tuesday in time for school pick up for families to take home.

Families will need to make a note at checkout when ordering that they are a Kinma family so we can make note of who is who. Please use the word 'KINMA' at checkout in the notes.

All orders must be placed by 9PM Friday to ensure they don't miss out.. Usually we can still fit them in if they come after this time however things like sourdough need at least 48hours to prep and meat boxes a little longer to organise.”

Tim Satiu (Bambi's dad)





# Admin

## Fees

We'd really appreciate everyone getting their fees paid asap as we move towards the last month of the school calendar. As I'm sure you know, our financial calendar ends 31/12 and the accounts team have a lot on their plate between December and January. Our thanks in advance.

## Hats, water bottles, spare clothes

Can you please ensure your child brings a hat to wear at school, and if you find any at home with 'Kinma' written on the label, please return it to the office. Please also pack a water bottle and a spare change of clothes.

## Orientation Meeting for Preschool Transitioning Parents

Andy, Fran, Claire and Julie are looking forward to continuing the discussion of your wonderful children joining us in Primary. We will meet in Admin on Thursday 15<sup>th</sup> November, 2.00 – 3.00pm and hope you can join us. Please see notes from this week's meeting on the next page.

## Gratitude Gathering



Let us know if you can join us – all are welcome. Please also let us know if you have any dietary requirements – vegetarian, gluten-free or dairy-free.

Narelle, Julie, Claire, Carin

Kinma News Term 4 Week 4

Tel: 9450 0738 Admin | 9486 3018 Preschool | Email [claire@kinma.nsw.edu.au](mailto:claire@kinma.nsw.edu.au) Julie: [admin@kinma.nsw.edu.au](mailto:admin@kinma.nsw.edu.au)

## Transition Meeting Notes - Tuesday 6<sup>th</sup> November 2018

Differences between Preschool and Primary:

- No fences
- Groupings – separate but there are times when they do things together

Year K (Class '0') will be in the new classroom

School starts 9.00am, students can arrive at 8.30am as long as teacher knows they are here

Pick up is at 3.00pm – please let teachers know when leaving

If students are away parents are to advise school with the reason by 10.30am, either by

- phone to office 9450 0738, or
- email: [office@kinma.nsw.edu.au](mailto:office@kinma.nsw.edu.au), or
- text to office mobile: 0474 500 707

If students are to going away on extended holidays, this notice must be put in writing and approved by Julie Carr first.

Parent chats with teachers: these can be with a teacher before 9.00am or after 3.00pm (there are formal parent teacher interviews in Term 1 and Term 3).

Call the office if very important that you speak with a teacher outside of those times

Students are always to wear or have in their bag shoes/thongs

Closed shoes will be needed for excursions, long bush walks etc.

All clothes to be labelled with child's name – a large amount of lost property is collected by Jan Mayo during the term, which if uncollected by end of term is washed and taken to charity.

We ask all parents to pick up any lost property they see and put it in the Lost Property storage area.

'No hat, no play' – all students are to bring a wide-brimmed hat to school

Communication: this is done these ways -

- Newsletter – weekly, with fortnightly updates by groups to let you know what's happening in your child's classroom
- Facebook – for reminders and generic items, mainly used by parents for other parents
- Email – for direct communication from the office or Kinma Staff

Structured eating times – morning tea 10.30am, lunch 12.30pm (Groups 2&3 12.45pm)

Students will sit and eat for 10 minutes before they can go and play

During transition times and in the early part of the term they can nibble something if they're tired or hungry

Staffing for 2019 – being decided and will be advised to parents once staff have been informed

Timetabling – structure of the day is :

Morning/Middle session/End of day session

There will be Maths, Literacy, dress-up times, drama, music and more

Swimming in Term 1 and Term 4, Basketball in Term 3 and term 4

There will always be a Kinma teacher with the students at swimming.

There will be a Preschool staff member in the class morning and middle sessions in Term 1, and longer if required.

Children taking Wednesday off is an option, though this is not compulsory

Fees are still the same if you take this option.

We ask that you tell the teacher if you are going to be doing this

If undecided on a Wednesday you need to tell us by 10.30am if your child is not coming in.

Admin is always open to hear any concerns or ideas you have.

Why are we having a 4<sup>th</sup> Group?

- Our numbers are increasing
- 2017 – 72, 2018 – 84, 2019 – 95
- There will be 15 children in the new class

Kinma is a 9 year journey, Preschool to Group 3.

It's very important to introduce children to our framework early.

A few years ago we had 37% of children coming down, now we have over 83% (13/18) coming (we had no places for 2 other families), others are leaving to go elsewhere.

At the end of 2019 they will merge into Group 1, some 1's will move into Group 2. The cycle will start again with another 15 or so coming into Primary and by end of 2020 we will have 18 students going onto high school.

There will be 30 students in Group 1 at the start of 2019, fewer mid-year when some students transition.



# Preschool

We have been continuing with our sustainability efforts as we labelled the bins for all the sorting that we do. We discussed as a group what all the bins are for. We investigated where we put different food scraps and different plastics. We identified that the red lidded bin is for land fill and we hope that this bin is the emptiest to help our earth. The bins that we use are the red lid for landfill; yellow lid for hard plastics, tins, container, blue lid for paper and cardboard; green lid for compost; a chicken bin for food scraps for the chickens (not orange peel or banana peel – they don't like these) and a soft plastic bin for wrappers that is taken to the shops. We talked about what sort of things these rubbish items are turned into like recycled paper, glass bottles, clothing, playground equipment and soil.



Other efforts that we have been making to help our earth is to use alternatives to glitter. Lizzie made coloured salt with the children that can be used for added texture and sparkle and colour just as glitter is used. We asked for ideas of what to call these sprinkles and the most popular was 'Schmitter' suggested by J. Other ideas were 'Unbad glitter' by E, 'Holly' by N and 'Salt Glitter' by C. We may end up using a few names and see which ones stick – so to speak!



An area of focus that we will have across the term is Story. We want to include many different facets of stories from books, recited stories, audio books, yarning stories, factual stories, child initiated stories and many others. In this picture the children are listening to stories on the listening post. Many parents may recall this sort of equipment from their own school days!

If you are reading a story with your child, maybe other children would like to join you. Or maybe you have a story to share with us, please speak to one of the staff with any ideas.





Lily, M&I's mum, joined us earlier in the week for a bushwalk, thank you Lily. It was one of the hot days and yet the bush protected us and treated us well as we meandered along the path in the shade of the trees. We headed to boat rock and met a horse named Yogi Bear along the way. At boat rock with had some refreshments and recalled a story that we had heard from a horse rider on our last bushwalk about a frog that sat on top of the hill and let all the water out of its mouth down the hill and a boat floated along this water. When the water dried up the boat and the frog turned to stone! We feel that by having stories about our land we can connect with the land more deeply.

On our way back, some of the children wanted to run, I said run to jump rock. Well they ran past jump rock and ended up at one that looks a lot like jump rock just a bit further along the path. We realized we don't have a name for this rock and we started coming up with ideas for it like twin jump rock and turtle rock. We will discuss this further with the other preschool children, or maybe you have an idea for a name for one of the land marking rocks?



As it was a hot day we stopped for a while to refresh ourselves in the cooling waters of the creek. We climbed the log that lies across the creek in the most perfect way. We are so fortunate to have such a beautiful place to visit so readily. We would love to get to the creek more often so if you have a morning that you could join us please add your name to the parent volunteer sheet on the sign in desk or see a staff member. Thank you.



Term 4 is always busy ... here are some dates to keep in mind...

Kinma Care	Sun 11 Nov
Rural Fire Service visiting	Tues 13 Nov – All Welcome
Parent Information Afternoon	Wed 14 Nov – Transition to school from Preschool Perspective
2nd Primary Transition meeting	Thur 15 Nov – At Primary
German School visiting	Mon 19 Nov
Preschool Morning Tea	Wed 21 Nov – All welcome, please bring a healthy plate to share
Bushlink	Wed 21 Nov

Thanks for reading,

Felicity, Kay, Christine, Lizzie, Nina, Pat and Karthi.


# Group 1 Overview

## 'Auslannica'

Having merely dusted the surface of the Kinmini experience from last term, Group 1 will redesign and continue with our mini lands. Under the banner 'Auslannica' we will continue to look at the relationship between the people of Kinmini and those of Aquaplenty.

The children will have opportunity to step into the shoes of each community and look at ways in which their cultures align and the differences between them. This will first involve the monumental task of establishing culture, what it means and how it is represented. One of our many goals is to establish very different cultures and ways of living to workshop ways of reaching common ground and compromise. We hope that as this experience builds, so too will the lands within Auslannica.


*So what has that looked like so far??*



We kicked off the theme (or rather, continued from last term!) with the book 'Weslandia', about one boy's imagination in creating a civilisation of his own! As to be expected, upon finishing the book everyone had a plethora of ideas to share on how we could create our Aquaplenty civilisation.

There was lots of collaboration; the exchanging and fusing of ideas filled Oceanum as they planned and drew out their big plans for the new Auslaniccan community!





Considering our sub-tropical ecosystem, everyone's houses utilised the trees and natural rock formations. N and L used bamboo to create their teepees and M & O utilised a naturally formed cave behind a waterfall. D & T considered the wet climate, predicting that flooding might be a problem. They factored this in by having different housing plans; a log cabin, a cave behind the waterfall and an underground house.

We then made real-life connections, through a brief video about an Amazonian tribe. It provided great insight into the housing and resources they used. This opened the discussion to talk about how groups had thought about how they would gather food and water to live in Aquaplenty.

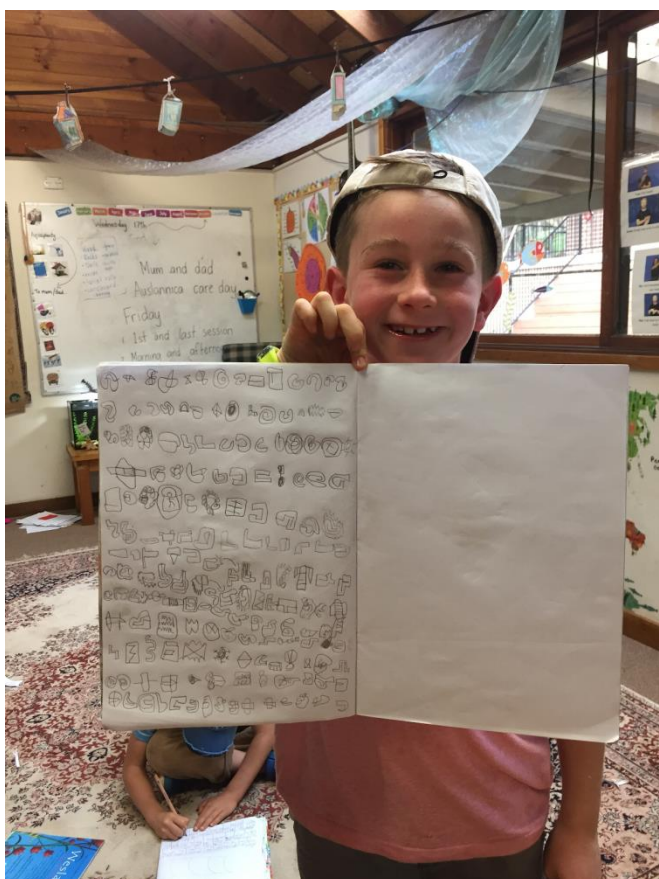
#### Here are some of their sharings:

- *J & A built a wooden platform for the water to fall down. The water comes down into the window and we use the water for drinking, washing and cooking. For food they made a vertical garden on a tree. It's a magic tree - everytime you pick a piece of fruit, a different type of fruit grows back.*
- *S & L collected rain water, flowing down a pipe at the top of their treehouse and into the tank.*
- *M & Z water source was from the bottom of the waterfall in a pond. There was a suction cup which transferred water from the*
  - *N & L used knives and traps to hunt for and get food from animals.*
- *C & H used a line which was attached to a furnace so when they caught fish they could cook it straight away*
- *E considered older cultures for ideas in how to hunt for and cook their food. Using wood and animal bones, he shared that people could make fire sticks, bows and arrows, spears.*





Housing, food and water weren't the only things considered! Some groups even considered how they would create electricity! Cedric utilised the waterfall, placing a turbine in the water which generated electricity. L and G created their electricity by using the energy created from burning wood and animal bones. To top it all off, written language was created! D created an alphabet, consisting of 120 symbols! J and W designed their alphabet, using symbols to represent certain sounds (digraphs).



These experiences lend themselves to many aspects of the children's social and emotional development. As they step into the shoes of each community, they are able to sympathise with others, seeing objectively the different opinions that stem from each culture. Through roleplay children are able to relate to their own worlds and translate the skills learnt of acceptance and compromise. Plus, it's a lot of fun!

## Literacy, numeracy and beyond!

*"Children learn through everything they see, hear, smell, touch and taste in the environment and experiences provided. Their learning 'is not compartmentalised' and they learn through making 'connections between experiences and ideas.. related to any aspect of their life' "*

Qualifications and Curriculum Authority (QCA),  
Department for Education and Skills, UK

The opportunities Auslannica offers in literacy are literally endless.

We have already started with persuasive writing using our newspapers as the catalyst. We have brainstormed the feelings of each community and roleplayed ways in which we can express opinions without contempt. Over the coming weeks we will document songs, recipe's, history, shared beliefs and values: anything that will make up our culture. We hope to eventually share resources between communities, so we might even have trade agreements!!

In maths we will look into volume and capacity (as we figure out what to do with all the water) as well as many scenarios involving our mini lands. As an example, the older groups have started weather-based scenario's to practice some of our core skills. This involved making a (mock) web site modelled off The Bureau of Meteorology. The children add up total rainfalls, plot them on a chart, map out the area, find averages, double, triple, multiply and subtract. We incorporate some of our work on fractions from last term through questions such as 'if  $\frac{1}{4}$  of the total rainfall for May was 60mm, what is  $\frac{3}{4}$  of the total rainfall?'

In Kate and Grace's maths group, Aquaplenty will serve 'plenty' of opportunities to explore mathematical concepts in a contextual way! We are currently working on positioning, through mapping out the school and the open dialogue surrounding the each landmark's location in relation to others. For example, the hall is behind the office and library. This will flow nicely into mapping Aquaplenty, Kinmini and perhaps even new places to be discovered in Auslannica! Mapping will also provide a great opportunity to consolidate and deepen our knowledge of 2-D and 3-D shapes!

Uno's garden has provided a rich opportunity to explore addition and multiplication across both math's groups. From replanting the desolate and dry Aquaplenty as a whole class, to consolidating these skills in 'double dice bingo', number is ever present! Group 1ers love the opportunity to problem solve and apply their critical thinking and number skills in our maths sessions!

**French** continues this term on Fridays

**Book boxes** are Monday, Wednesday and Friday. In order for the teachers to read with all the children we have asked that the mosier's read up in the new class room and the meanderer's in the old classroom

## Little reminders...

With summer just around the corner we ask to ensure your child comes to school with a drink bottle and a hat every day. These two items ensure your child can safely make the most of out times and bush walks.

## School starts at 9am

**Eyeballing** - please make sure you eyeball a member of Group 1 staff when leaving for the day. If we are busy please ensure a teacher is informed you are leaving.

We encourage you to please share with the teachers any information that you feel will affect your children's relationships or day. Please send us an email to

[kate@kinma.nsw.edu.au](mailto:kate@kinma.nsw.edu.au)

Or

[andy@kinma.nsw.edu.au](mailto:andy@kinma.nsw.edu.au)

Should you need to see us please grab us before 8:45 or after 3.00 to organise a time.

Please keep an eye out for the newsletter which is a wealth of information about Kinma's bits and bobs!





## Group 3

Last Wednesday, October 31st, Group 3 children enjoyed hosting our annual Friendship Seed Day. The day started with children making chatterboxes and collectively brainstorming fun “getting to know you” questions to write inside the boxes. They used these chatterboxes as ice breakers, learning names and information about each other throughout the morning. The rest of the day was spent making friendship bands, playing soccer and basketball, bushwalking and sharing stories and giggles. Here are several responses from our reflection the following day.

Aidan: The day was the best because there was a lot of playing and making friends.

Seb: Really good, the best one ever!

Nate: A lot better than usual as there was more time to just hang out and that's when you actually make friends.

Reuben: This friendship day was better because group 3 got to hang out more with the visitors.

Mika: This year was the best Friendship Seed Day ever; we found people who wanted to do similar things and made friends.

Tanika: The best friendship seed day ever. I made lots of friends and had time to giggle and talk and get to know each other.

Toby: Lots of friendships happened.











In mathematics, the children have been continuing to investigate patterns: number sequences, geometric patterns, finding algebraic rules and creating their own.



We have also been looking at the properties of 3 dimensional shapes and investigating the numerical relationships between these features. This was part of our preparation for our designs on our sanctuaries.

We have had much discussion about equitable treatment of animals and children are in the process of designing sanctuaries for their chosen animals. They need to consider the plants and habitat to enrich their animals' lives and investigate how they can realistically replicate this in their sanctuary (diorama). As part of this they also need to consider: size of enclosure, socialisation (same animal or different, number and sex of animals), foliage / plants, shelter, privacy and water requirements.

With the combination of our theme and our mathematical exploration of probability and chance, the Melbourne Cup opened up a wealth of investigations, resulting in interesting discussion and valuable learning.



A huge **thank you** to Amy Webster and Michelle Lowbeer - Amy for sharing her crocheting skills and Michelle for sharing her knowledge of Jewish celebrations and delicious food. We always welcome guests into the classroom, so if you have any skills or expertise you would like to share with us we would love to hear from you.





Photos from our recent Leading Life Edge Skills excursion for some of our students. The program has an objective of communication, teamwork, focus and trust, working with horses as the teachers.

Just a reminder that we have an excursion next Tuesday, 13th November going to Mona Vale beach. Please make sure children have shoes, hats, water bottles etc. and they are at school by 9am.

Hope you are all having a great term!

Love Group 3, Katie and Michelle xxx



# Tinkering







**A big thank you to all our families who came in to help support the children in their wonderful Tinking adventures!**

# Term 4 Tinkering

Calling all helpers who can spare a couple of hours to come and explore, discover, make and play with the Kinma kids.

We need builders and crafters, bouncers and rafters, something mechanical and something unexplainable! All have a place on the Tinkering program and we would love to have you here for our final session for the year.

We aim to weave a theme of sustainability through our Tinkering program, so particularly with crafty and creative activities please think to reuse and recycle resources where possible. We are often very kindly gifted boxes of treasures (beads, fabric, embellishments, nice cardboard etc) that are no longer needed by others. Please let me know if you need something along these lines and we will try our best to rustle something up.

Please contact Bea [beatrice@kinma.nsw.edu.au](mailto:beatrice@kinma.nsw.edu.au) with the idea for your pod and your preferred time. The options are:

Week 7 – Thursday 29 <sup>th</sup> November	Session 1: 9.30 - 10.45
	Session 2: 11.15 - 12.45

Beatrice Heine  
Education Support



# Extras

**The Terrey Hills Progress Association**

Invites you to attend the

## **REMEMBRANCE DAY SERVICE**

**Sunday 11<sup>th</sup> November**

**Commencing 10.40am**

(Assemble 10.30 am)

at the

**Memorial on Frank Beckman Reserve**

(Corner Yulong Avenue and Booralie Road, Terrey Hills)



**President:** Paul Davenport

**Hon. Secretary:** Diana Pecar



## Friends of Narrabeen Lagoon Catchment

### Next Forum:

### Catchment Transport Issues

7pm November 26

### Coastal Environment Centre

Jim Boyce of Manly/Warringah/Pittwater Historical society will outline transport in the catchment from past times to present day.

Malcolm Raymond will discuss the Implications for this area of future transport options.



www.narrabeenlagoon.org.au



1920s bus transport

### Outdoor activities

### Eco Paddle on Narrabeen Lagoon - Sun October 21 from 1pm

This paddle will visit the Western Basin, Deep and Middle Creeks. Beautiful Deep Creek attracts migratory birds from as far away as Russia. A relaxing 2 to 3 hour afternoon paddle. No previous kayaking experience required, tuition given. BYO boat or a hire kayak can be arranged for you at cost.

Bookings essential. Phone 0417 502 056 or email [Tony Carr <tonycarr@ozemail.com.au>](mailto:tonycarr@ozemail.com.au)

### Sat 6 Oct 8-12:30 Mona Vale Rd to Narrabeen Lagoon

with plant ID and some weeding. Please bring gloves. Allow 4.5 hrs.

Grade medium. Bookings: 0432643295

### Sat 15 Sep 8-11:30 Cromer to Oxford Falls bushwalk

with plant ID. 3.5hrs. Grade medium. Bookings: 0432643295

### Sun 18 Nov 8am -11:30am Explorative walk from Garigal National Park to Morgan Rd.

Plant ID and weeding at end of track. Please bring gloves. Allow 3.5 hrs.

Bookings: 0432643295

### Sat 15 Sep 8am -11:30am Cromer to Oxford Falls

with plant ID. 3.5hrs.

Grade medium.

Bookings: 0432643295

Happy bushwalkers in Narrabeen Lagoon Catchment

