

Term Dates 2019

Term 2: Wed 1 May - Fri 5 July

Term 3: Wed 31 July – Fri 27 Sep

Term 4: Tues 15 Oct – Wed 18 Dec

Term 2

Date	Time	What's On
This Weekend		
Sunday 26 May	10.00am – 1.00pm	Kinma Care Day / Working Bee
Next Week		
Wed 29 May	9.30-10.30am	Group 1 Parent Morning Tea - 'NSW Curriculum'
Thur 30 May	Morning and Middle sessions	Tinkering (helpers needed please, chat with Admin)
Week 5 onwards		
Wed 12 June	9.30-10.30am	Group 2 Parent Morning Tea - 'High School'
Thu 13 June	Am	'Just Like You' Incursion
Sat 15 June	Afternoon	Bush Dance (helpers needed– chat with Beck and Rich Field)
Tues 18 June	9am-11am	Preschool Morning Tea, all welcome, please bring a plate to share
Thu 20 June	Am	'Just Like You' Incursion
Fri 5 July	End Term 2	
And....		
Sat 14 September	7-10pm	Trivia Night Fundraiser (helpers needed please – see Admin)
*New date		

KINMA CARE DAY – WORKING BEE

Dear families

This Sunday is our Working Bee for Term 2, 10am – 1pm.

We would love some help:

- *shovelling the large amount of dirt that has accumulated around the library building - before we get drainage works undertaken
- *cutting the lantana away up near Preschool, before it takes an even greater hold
- *cleaning hall & Admin outside windows
- *giving the read beds a good haircut
- *general tidying, sweeping and weeding.

Please bring your own gardening tools, cleaning rags, brooms etc. Window cleaning products provided.

Thanks.



Tinkering - Thursday 30th May

Term 2 Tinkering is on the horizon!

Calling all helpers who can spare a couple of hours to come and explore, discover, make and play with the Kinma kids.

We need builders and crafters, bouncers and rafters, something mechanical and something unexplainable!

All have a place on the Tinkering program and we would love to have you here for one of our final sessions for the year.

We aim to weave a theme of sustainability through our Tinkering program, so particularly with crafty and creative activities please think to reuse and recycle resources where possible. We are often very kindly gifted boxes of treasures (beads, fabric, embellishments, nice cardboard etc.) that are no longer needed by others. Please let us know if you need something along these lines and we will try our best to rustle something up.

Please contact Admin at office@kinma.nsw.edu.au with the idea for your pod and your preferred time. The options are:

Session 1: 9.30 - 10.45am

Session 2: 11.15am - 12.45pm



Admin

PLAY GROUP CO-ORDINATORS

Our lovely Play Group co-ordinators Sarah, Lyn and Cat have done a wonderful job of running Play Group and now that their children are older, it's time for them to move on. We now need a team of 3-4 people to help run Play Group for the remainder of 2019 on a Monday morning, term time, starting ASAP. Your role will include:

- Setting up equipment and tea/coffee/urn by 9.30am
- Being on hand to welcome visiting families
- Answering any questions they may have about life at Kinma (or send them to the office so we can!)
- Co-ordinating packing up with visiting parents so that Play Group ends by 11.30am
- (Optional – run a singing / music circle at the end)
- Liaising with Admin for resources

Having a team of a few people means that we are covered for sickness, and lightens the load for all. All staff are here to support you at all times. Please see Sarah or Lyn at Play Group, or chat with Julie or Claire in the office.

FEES

Dear families,

We are coming in to half way into the term. We would really appreciate school fees being paid this week to help with our cashflow. Many thanks.

TICKS

Two weeks ago we had three students who presented with ticks on their body. We think they may have come from a bushwalk they went on the day before. We are increasing our use of tick-spray and have not heard of any ticks this week. Please let us know if you think a child gets a tick from school as we monitor this ongoing.

We have been advised by RNS Hospital that the method for tick removal currently being supported is a quick spray of TickTox (Dimethyleathear ing.) directly onto the tick itself. We will not remove the tick. Freezing the tick this way kills it instantly, and it will drop off naturally over time.

GROUP 1 FAMILY MORNING TEA

We invite you to join us for a cuppa and some morning tea on **Wednesday 29th May** at 9.30am (week after next) in the Admin meeting room.

Fran will be discussing the theme of the NSW Curriculum.

If you have any questions or observations, we'd love to hear them!

RSVP to Claire by Monday 27th May if you can join us.

LICE

Can every family please check their children's hair tonight, and regularly thereafter as the lice issue is currently not under control.

If we see children at school with lice we will contact families and ask you to take your children home to treat them before they are brought back to school.

It is only when we all treat our hair on the same night that any real whole school change can be effected.

It is important that if you find any lice or eggs that you continue treating your child's hair until there are absolutely none left.

Some families find using thick conditioner nightly actually smothers the lice. Combing through the thick conditioners can then remove the eggs. Other people are finding oils and natural products useful. These work through dehydration.

This article is helpful. :

https://www.health.nsw.gov.au/environment/headlice/pages/treatment.aspx?fbclid=IwAR22A7ztmilk6oC2wRMczaAT5mW1YMrDWgYHeRMog1Se_mvD4mwnpz454

And so is this: http://theconversation.com/back-at-school-heres-how-to-keep-kids-free-of-head-lice-110344?fbclid=IwAR2Pp4mS5tv4hJsvj3rygzUadQ2nZxvLy3hWZhENpx6Pqsbueegg0MW80_Y


To help us manage this situation, please send your child in with their own hat. As you would know, if a child does not have a hat they cannot play outside. If a child does not have a hat they are loaned a Kinma hat (these are washed daily) however it is better for them to have their own.

Julie, Claire, Narelle and Carin

“ Kindness is
seeing the best in
others when they
cannot see it in
themselves. ”

- RAKtivist

Andy's Group



Welcome back to a fresh new term. We have had a great start and are finding many fun activities relating to these two lovable characters.

Elephant and Piggie books are a fantastic set of resources that cater for many different ages. Originally designed as a reader for younger children they developed themes around social and emotional aspects and became very relatable for many ages. This term Andy's group are taking a microscope to these books as well as the other books from the creator, Mo Williams.

As an introduction to a fantastic counting game (The exchange game) we have created a Gerald and Piggie Bank.

We role play dressing up and going to work as different jobs that we have brainstormed. We jump on the train to get to work and before long we are there, rolling dice and collecting blocks. Of course you must have a receipt to give the bankers and if you receive more than 10 single blocks you can exchange them to a tens rod. If you have ten of these rods then you can exchange to a hundred block. The kids have a blast and even use the dress ups to get ready for their job that we pull out of a hat each time.



Waiting in line at The Gerald and Piggie Bank



The children take turns in being the bankers, counting out and exchanging.

With our brand new set of Elephant and Piggie books we have set about reading them and writing/drawing about our favourite bits. We break down the stories with the children identifying what happens in the beginning, the middle and the end. For those that can write independently we are helping with sentence structure and the different elements of a story. For the emergent writers we are concentrating on letter formation and building a narrative together.




We have been playing with words and syllabifying them into syllables. As we sort through picture cards the children have to decide if they belong in the *box* (1 syllable), the *Piggie* pile (2 syllables), the *Elephant* pile (3 syllables) or the *Alexander* pile



(4 syllables).



We have un-expectantly started with guided drawing after looking briefly at how Mo Williams draws *Gerald and Piggie*. This has opened the flood gates and we now have our own sketch books that we use on a daily basis. Whilst it is not in true Kinma style to follow a guided drawing session, we have concentrated on learning the different techniques used to draw different body parts, animals and objects. We have had




some really insightful conversations about drawing not being right or wrong and that the most important thing is to have fun. More and more we will incorporate these techniques to make drawings of our own creation.




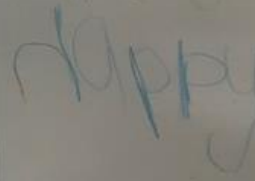
If you haven't drawn in a while or never thought you were 'good enough', take a look at some of these sessions and get back in touch with your inner artist and child!!!


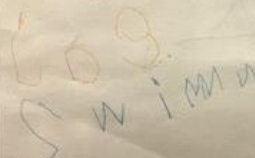


Sunflower https://www.youtube.com/watch?v=i_pQWFkZJrc

Cute monster <https://www.youtube.com/watch?v=RY0fIi5eQ8g>

In literacy we have been looking at the words Can, Has, and Is. We use these words to help us describe ourselves and characters in the books we read. As we define each one we mix them up to see if they make sense. *Andy can* sister, *Andy is* a sister, *Andy has* a sister. We create a word bank for those that need it and facilitate emergent writers that are more comfortable drawing.



Name <u>LUKA</u> 		
Can	Has	Is
<p>RUN swim</p>  <p>write cook ride</p>	<p>sister</p> 	<p>six hand</p>  <p>nappy</p>


Name <u>HAPPY</u> 		
Can	Has	Is
<p>ride</p>  <p>swim</p> <p>run</p>	<p>cat</p> <p>has</p> <p>mom</p> <p>mum</p> 	 <p>happy</p>

Till next time, Happy Gerald and Piggie!

Group 2

Soon it's the Bush dance and we are looking forward to it. We have been practising the Nutbush with our friends. We can't wait for the hay, the nice lights and the doughnut game! Sometimes we do bush walks and sometimes play in the water. In Group 2 our theme this term is filming and we are making short films about fairy tales. Group 2 have a class meeting every Monday and we decide on things about how our class works. Some things we have talked about are pyjama day, having a class pet, our pigeon holes, handball rules and stationery. We also play basketball on Wednesday mornings at 9am.

Since our theme is Film and Media, lately we have been working on time. This is because if a director came in and said, "The shot's in 121 minutes." you would need to work out the equivalent, which is 2hs and 1 min. We have also been working on a film crossword, where we learnt about shots, motion and angles. This will be useful for when we film our movies on iPads. We are now working in groups, taking turns to write the Newsletter because (a little) part of media is presentation, presenting to you, the readers of this newsletter. As of this week we are all in crews, making mini movies every fortnight on Wednesdays, Thursdays and Fridays. Week 4 and 5's theme is 'Fractured fairy tales', where fairy tales get mixed up a bit or they get put together with other fairy tales.



In Kate's maths group on Monday we did 16 times tables. Some of us found factors of 16, up to 63 and 1,008! We are working on a thing called NOD, which stands for Number Of the Day. There is a number, for example 64. You have to find as many numbers that go into 64 as possible and it can be through adding, subtracting or by multiplying. For example, we start by halving, so 2 and 32, then 4 and 16 and so on. We also played a game with doubling where we tried to do as many as we could starting with 2, then 4, 8, 16, 32, 64 etc.



In Kimberley's maths group we played Bingo with fractions and we did our own Lego Masters! We had to build mode of transport that was 5/30 yellow, 5/30 white, 10/30 red and 10/30 blue. 10/30 is the same as 1/3rd 5/30 is 1/4. We also made cakes and cut them into equally sized slices and we had to work out how many cakes we would need to make if we needed 24 slices and each cake was cut into quarters. Last week G2 spent time with Group 4. We taught them how to read the hour of time on the clock and played some games with clocks. We also showed them how to make a basic clock for themselves, after having made our own clocks the day before.





In literacy, the Shminkypoos start their session with Readers Theatre. Reader's Theatre is reading scripts. Each person gets a part. These are some of the plays we have done so far; Cinderella Bigfoot, Click, Clack Moo Cows That Type, Frankenstein and lots of other titles. After Reader's Theatre we do literacy games, spelling and script writing. Our spelling words are words that we get wrong in our script writing and we put them into our own dictionaries that we made and then write the words again on the windows in special pens. The other literacy group have been doing lots of handwriting and learning about past, present and future words in scripts. They watched a short film and wrote about the characters.

We hope you've enjoyed reading our newsletter,
Aisha, Hannah, Huon, Jonah, Josh and all of Group 2.

'Till next time!



Group 3

Stories of Freedom: real and imagined

This term, Group 3 will engage in stories with themes of freedom- real and imagined. During the initial weeks of the term we will look at real stories of freedom and contrast this with imagined stories during the latter half. We will look at rights and freedoms of Australians through time. The experiences of women, Aboriginal people and refugees will be investigated, and we will look at the impact of these plights on the development of Australian society. We will be looking at the question, "Why do / did Aboriginal people have to fight for freedom?", through analysing historical events like the Mabo decision and the stolen generation and current issues. These particular areas of Australian history will be investigated using primary and secondary sources.

There will be a focus on speeches this term, looking at the elements of great speech writing and effective ways of engaging an audience through presentation. We will be looking at examples of speeches: Kevin Rudd's 'apology' speech, Martin Luther King's 'I had a dream' speech, Malala's speech, various children speaking at United Nations Assemblies as well as exploring some TED Talks presented by young people. The children will be writing and presenting their own speeches based on multicultural perspectives and freedom using important devices highlighted from their speech research.

The group 3 children will be choosing one of the following topics for their speech:

1. What does freedom mean to you?
2. Research an Australian Freedom Fighter. Describe why their fight was important
3. Human Rights and Wrongs
4. What does it mean to be a Global Citizen?
5. Learning From the past (provide examples)
6. What global (POLITICAL/SOCIAL/HUMAN RIGHTS) issue would you fight for?

The children have chosen '*Parvana*' by Deborah Ellis as our class novel: a story detailing the life of a young girl growing up in Afghanistan under the control of an extreme religious group. We will be unpacking and discussing the story as it unfolds.

Running alongside this unit on stories of freedom: real and imagined, and as an extension of our Group 3 camp experience, the children will be designing and making models of a new and exciting camp facility. Along with a list of mathematical criteria the children need to adhere to, they will be designing and making a camp activity model that includes a simple machine, such as a pulley, lever or other such mechanisms. The mathematical strands covered in this project are: Number, Space and Geometry, Position.

If you have book or speech recommendations, or personal / family stories of freedom we would love you to come into the classroom and share them with us.

With love,

Deepika & Katie xx

Bushdance

Saturday 15th June, 3pm



Howdy all you boot scootin', achey-brakin', hoedownin', hay-chewin' hillbillies!

It's that time of year again!

SAVE THE DATE for our annual KINMA BUSHDANCE on Saturday 15 June from 3pm. 🔥🔥🔥

As with everything, this event takes a community effort to really pull it off and make it fun for children and parents.

We are asking for your support in whatever area you would like to contribute - food, music, lighting, decorations, fire duty, games, kitchen set up & general clean up team.

Have a think and please throw your hat in to make this a Bush Dance to remember.

Yeeeha! 🌾 🎵 🌽 🎵 🔥

Contact Beck and Richard Field for more information, or reply to the ad on Facebook.

Beck: 0406 065 019, Richard 0405 454 921

The 80s... Great for music, not so great for KITCHENS!

KINMA's kitchen is stuck in the 80s and we desperately need a new one. Our little kitchen is used daily by the children and staff, weekly for snack attack and for tinkering and we want to invest in a fabulous new one for the kids, ...so we're having a fundraising

Trivia Night!

on **Saturday September 14th**

from 7pm to 10pm

at **Pittwater RSL Auditorium**

Tickets are \$75 each for

- a sit down **3 course meal** including tea and coffee, (buy your own drinks at the bar)
- and participation in trivia!

This Trivia night is not only for you the Kinma parents, please invite your parents, siblings, friends, etc, too. Start thinking about your table/trivia team of 8, now!

Who's good at current affairs? Sport? Music? Pop culture? Pick you team wisely, or just buy yourself a ticket and we will add you to a fabulous table.

Come along and support the school even if you're not into trivia, it will be an amazing night not to be missed!

Extras



Lifeline Saving Lives

Crisis Support. Suicide Prevention.

GIANT BOOK FAIR

Brookvale

St Augustine's College – Sydney
Federal Parade

May 24-26

Friday 4-9

Saturday 9-5

Sunday 9-2